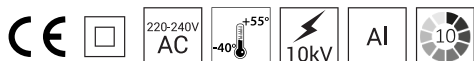




**Application:** surrounding office buildings, parks, pedestrians  
**Ingress protection:** IP 65 for the optical part and the driver  
**Material:** anodised aluminium alloy  
**Anodising:** 10 colours, each with possibility of chemical brightening  
**Number of LEDs:** 8 for 16W, 8W  
**Operating temperature range:** from -40°C to +55°C  
**Expected useful lifetime:** L90F10 – 50 000 h, L80F20 – 100 000 h  
**CRI:** >80 dla 2700K, 3500K; >70 dla 4000K, 5000K  
**Input voltage frequency:** 50/60Hz  
**Lamp diffuser:** frosted (PMMA)  
**Diffuser height:** 113mm  
**Diameter:** 150mm  
**Inrush current:** : 70A / 220us



Code	Symbol	LED power	Luminaire power consumption	Colour temperature (CCT)	Luminous flux	Luminous efficacy	LED forward current	Height	Total net weight	Concrete footing / reinforcement basket
452008/1/C...	KARIN 450 LED 8	8W	10W	2700K	800lm	80lm/W	350mA	455mm	3kg	B-0 / Z-0
452008/3/C...	KARIN 450 LED 8	8W	10W	3500K	850lm	85lm/W	350mA	455mm	3kg	B-0 / Z-0
452008/4/C...	KARIN 450 LED 8	8W	10W	4000K	1000lm	100lm/W	350mA	455mm	3kg	B-0 / Z-0
452008/6/C...	KARIN 450 LED 8	8W	10W	5000K	1000lm	100lm/W	350mA	455mm	3kg	B-0 / Z-0
45200/1/C...	KARIN 450 LED 16	16W	20W	2700K	1500lm	75lm/W	700mA	455mm	3kg	B-0 / Z-0
45200/3/C...	KARIN 450 LED 16	16W	20W	3500K	1550lm	78lm/W	700mA	455mm	3kg	B-0 / Z-0
45200/4/C...	KARIN 450 LED 16	16W	20W	4000K	1850lm	93lm/W	700mA	455mm	3kg	B-0 / Z-0
45200/6/C...	KARIN 450 LED 16	16W	20W	5000K	1850lm	93lm/W	700mA	455mm	3kg	B-0 / Z-0
452108/1/C...	KARIN 600 LED 8	8W	10W	2700K	800lm	80lm/W	350mA	575mm	3,5kg	B-0 / Z-0
452108/3/C...	KARIN 600 LED 8	8W	10W	3500K	850lm	85lm/W	350mA	575mm	3,5kg	B-0 / Z-0
452108/4/C...	KARIN 600 LED 8	8W	10W	4000K	1000lm	100lm/W	350mA	575mm	3,5kg	B-0 / Z-0
452108/6/C...	KARIN 600 LED 8	8W	10W	5000K	1000lm	100lm/W	350mA	575mm	3,5kg	B-0 / Z-0
45210/1/C...	KARIN 600 LED 16	16W	20W	2700K	1500lm	75lm/W	700mA	575mm	3,5kg	B-0 / Z-0
45210/3/C...	KARIN 600 LED 16	16W	20W	3500K	1550lm	78lm/W	700mA	575mm	3,5kg	B-0 / Z-0
45210/4/C...	KARIN 600 LED 16	16W	20W	4000K	1850lm	93lm/W	700mA	575mm	3,5kg	B-0 / Z-0
45210/6/C...	KARIN 600 LED 16	16W	20W	5000K	1850lm	93lm/W	700mA	575mm	3,5kg	B-0 / Z-0
452208/1/C...	KARIN 900 LED 8	8W	10W	2700K	800lm	80lm/W	350mA	875mm	4,2kg	B-0 / Z-0
452208/3/C...	KARIN 900 LED 8	8W	10W	3500K	850lm	85lm/W	350mA	875mm	4,2kg	B-0 / Z-0
452208/4/C...	KARIN 900 LED 8	8W	10W	4000K	1000lm	100lm/W	350mA	875mm	4,2kg	B-0 / Z-0
452208/6/C...	KARIN 900 LED 8	8W	10W	5000K	1000lm	100lm/W	350mA	875mm	4,2kg	B-0 / Z-0

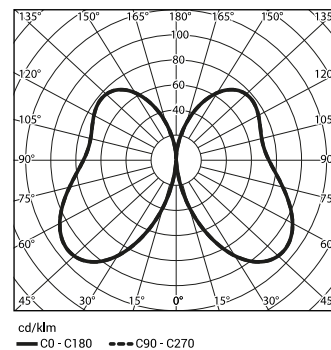
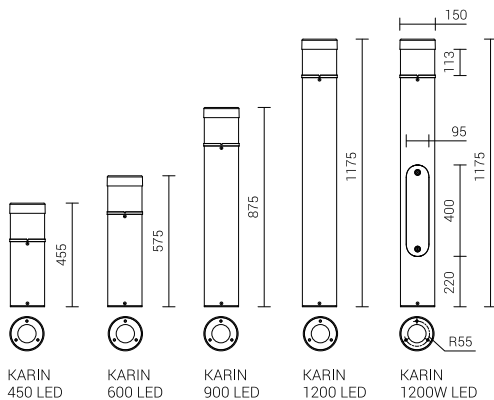
# KARIN LED 450-1200



Code	Symbol	LED power	Luminaire power consumption	Colour temperature (CCT)	Luminous flux	Luminous efficacy	LED forward current	Height	Total net weight	Concrete footing / reinforcement basket
45220/1/C...	KARIN 900 LED 16	16W	20W	2700K	1500lm	75lm/W	700mA	875mm	4,2kg	B-0 / Z-0
45220/3/C...	KARIN 900 LED 16	16W	20W	3500K	1550lm	78lm/W	700mA	875mm	4,2kg	B-0 / Z-0
45220/4/C...	KARIN 900 LED 16	16W	20W	4000K	1850lm	93lm/W	700mA	875mm	4,2kg	B-0 / Z-0
45220/6/C...	KARIN 900 LED 16	16W	20W	5000K	1850lm	93lm/W	700mA	875mm	4,2kg	B-0 / Z-0
452308/1/C...	KARIN 1200 LED 8	8W	10W	2700K	800lm	80lm/W	350mA	1175mm	5,5kg	B-0A / Z-0A
452308/3/C...	KARIN 1200 LED 8	8W	10W	3500K	850lm	85lm/W	350mA	1175mm	5,5kg	B-0A / Z-0A
452308/4/C...	KARIN 1200 LED 8	8W	10W	4000K	1000lm	100lm/W	350mA	1175mm	5,5kg	B-0A / Z-0A
452308/6/C...	KARIN 1200 LED 8	8W	10W	5000K	1000lm	100lm/W	350mA	1175mm	5,5kg	B-0A / Z-0A
45230/1/C...	KARIN 1200 LED 16	16W	20W	2700K	1500lm	75lm/W	700mA	1175mm	5,5kg	B-0A / Z-0A
45230/3/C...	KARIN 1200 LED 16	16W	20W	3500K	1550lm	78lm/W	700mA	1175mm	5,5kg	B-0A / Z-0A
45230/4/C...	KARIN 1200 LED 16	16W	20W	4000K	1850lm	93lm/W	700mA	1175mm	5,5kg	B-0A / Z-0A
45230/6/C...	KARIN 1200 LED 16	16W	20W	5000K	1850lm	93lm/W	700mA	1175mm	5,5kg	B-0A / Z-0A
452328/1/C...	KARIN 1200W LED 8	8W	10W	2700K	800lm	80lm/W	350mA	1175mm	6,8kg	B-0A / Z-0A
452328/3/C...	KARIN 1200W LED 8	8W	10W	3500K	850lm	85lm/W	350mA	1175mm	6,8kg	B-0A / Z-0A
452328/4/C...	KARIN 1200W LED 8	8W	10W	4000K	1000lm	100lm/W	350mA	1175mm	6,8kg	B-0A / Z-0A
452328/6/C...	KARIN 1200W LED 8	8W	10W	5000K	1000lm	100lm/W	350mA	1175mm	6,8kg	B-0A / Z-0A
45232/1/C...	KARIN 1200W LED 16	16W	20W	2700K	1500lm	75lm/W	700mA	1175mm	6,8kg	B-0A / Z-0A
45232/3/C...	KARIN 1200W LED 16	16W	20W	3500K	1550lm	78lm/W	700mA	1175mm	6,8kg	B-0A / Z-0A
45232/4/C...	KARIN 1200W LED 16	16W	20W	4000K	1850lm	93lm/W	700mA	1175mm	6,8kg	B-0A / Z-0A
45232/6/C...	KARIN 1200W LED 16	16W	20W	5000K	1850lm	93lm/W	700mA	1175mm	6,8kg	B-0A / Z-0A

1) tolerance +/- 7% due to LEDs accuracy

**Directive:** 2014/35/UE (Official Journal of the UE L 96/357 29.03.2014), 2014/30/UE (Official Journal of the UE L 96/79 29.03.2014), 2011/65/UE, 2009/125/EC



## Overcurrent switches MCB type B or C

Lighting columns	Type	2A	4A	6A	10A	16A	20A	25A
KARIN LED 450-1200	B	1	2	3	5	8	10	12
	C	1	3	5	8	13	16	20

## Fuse – type gG and GL

Lighting columns	2A	4A	6A	10A	16A	20A	25A
KARIN LED 450-1200	0	3	5	7	15	20	29